



Music Virtual Learning

Philharmonic Orchestra

May 14, 2020



Philharmonic Orchestra

Lesson: May 14, 2020

Objective/Learning Target:

Students will be able to build a major and minor triad

Warm-Up





Let's Practice!



Step 4

Have

Air bow!

**only work
on notes!**

**Count out
tough rhythms!**

a plan!

**Choose 10
measures to
focus on!**

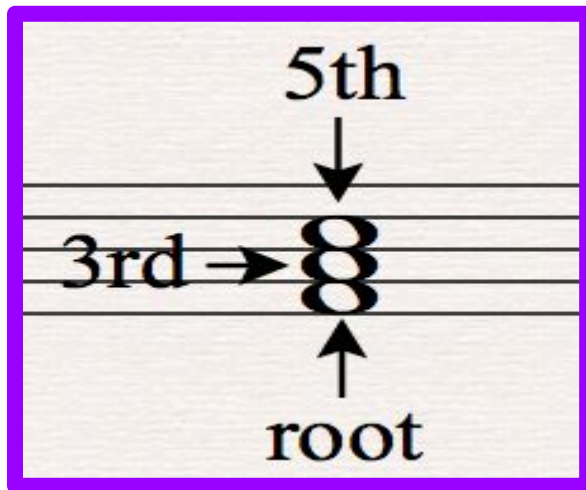
Start at the end and work backwards!

Lesson



What Are Triads?

Triads are made up of 3 notes played on top of each other. You will often hear people describe triads as chords. They consist of a bottom note (**root**), a middle note (**3rd**) and a top note (**5th**):



Review the
4/30 lesson
on intervals
if needed!

What Are Triads?

Watch Here to
Learn More

The video thumbnail features a green border. On the left, a treble clef staff shows a C4 triad with notes C, E, and G. A vertical pink bar on the left of the staff is labeled 'LIBERTY PARK MUSIC'. To the right of the staff is a piano keyboard diagram with keys labeled C, D, E, F, G, A, B, C. The text 'What is a Triad?' is written in white on a dark pink background above the keyboard. Below the keyboard, it says 'Learn Music Theory With Nicole DiPaolo'.

What Are Triads?

As we learned in the video, there are four types of triads:

1. Major
2. Minor
3. Diminished
4. Augmented

We are going to focus on Major and Minor

Major and Minor Triads



Major triads contain the root note, a major 3rd (4 half steps up), and a 5th.

Ex: C-E-G



Minor triads contain the root note, a minor 3rd (3 half steps up), and a 5th.

Ex: C-Eb-G

Let's Practice!

First, watch the tutorial

The screenshot shows a web browser window with several tabs open. The active page is titled "Virtual piano" and features a digital piano keyboard interface. On the left side, there is a "Tools" menu with options for Instruments (Piano, Guitar, Bass guitar, Drum machine, Metronome) and Other (Musical terms, Interval song chart, Staff paper). The keyboard interface includes buttons for "Mark", "Hide note names", "Play", and "Clear". The piano keys are labeled with letters (C, D, E, F, G, A, B) and numbers (1-5) above them. Below the keyboard, there is a section titled "Play piano online" with instructions: "Use your computer keyboard or click on the piano keys to play the piano. The top row of letters on your keyboard correspond to the white keys, and the row of numbers". The browser's taskbar at the bottom shows the time as 9:43 AM on 5/7/2020.

Click [Here](#)
for the
Virtual
Piano Lab

Review

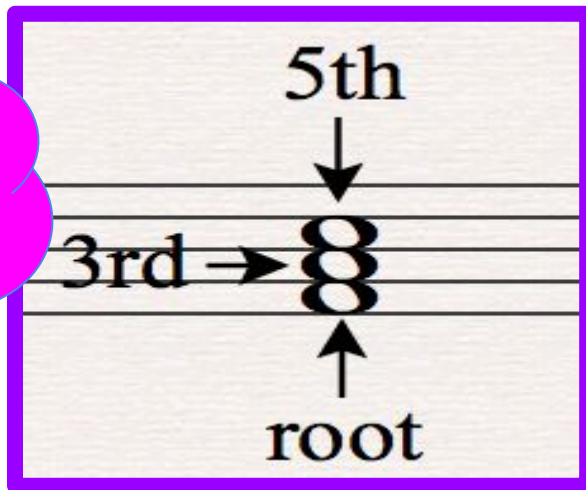


What Are Triads?

Triads are made up of 3 notes played on top of each other. You will often hear people describe triads as chords. They consist of a bottom note (**root**), a middle note (**3rd**) and a top note (**5th**):



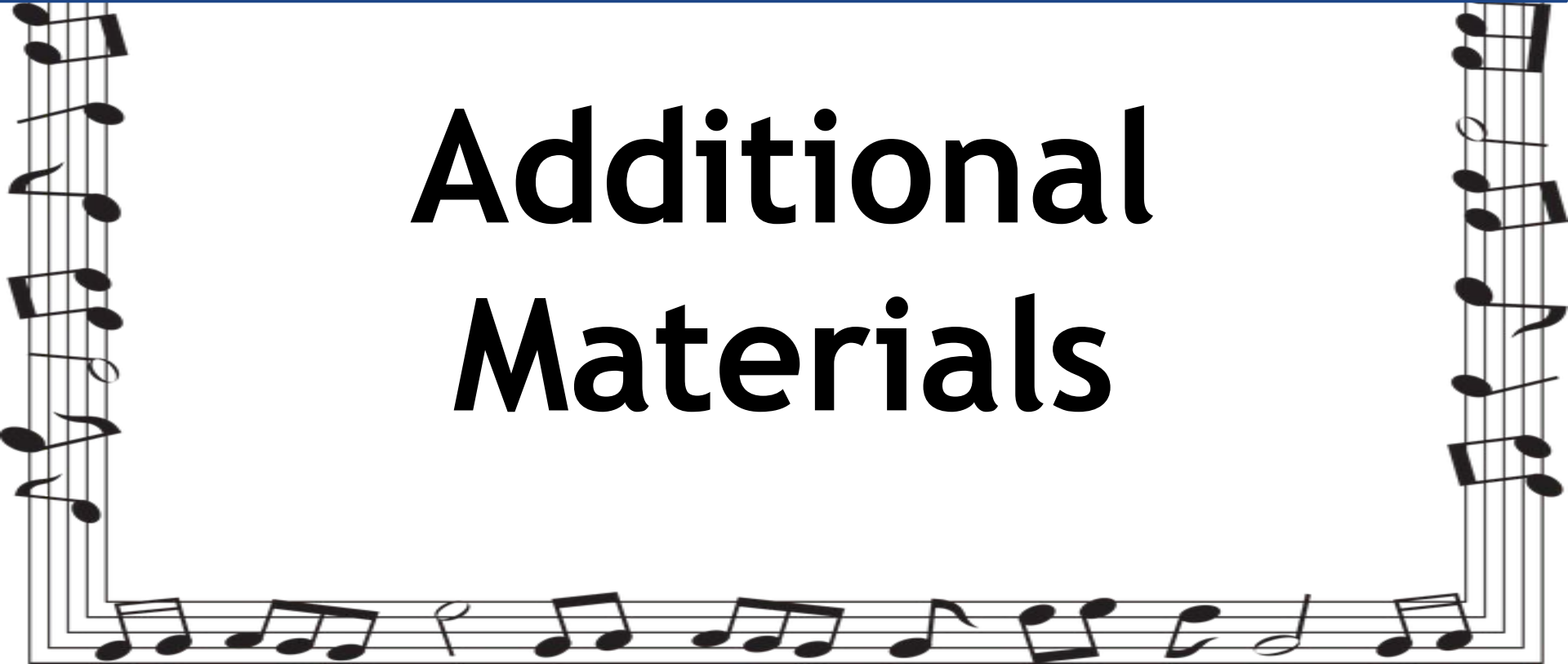
Major triads contain the root note, a major 3rd (4 half steps up), and a 5th.
Ex: C-E-G



Minor triads contain the root note, a minor 3rd (3 half steps up), and a 5th.
Ex: C-Eb-G



Additional Materials



M & M Challenge


Label the keyboard and practice building triads by laying an M & M (or other fun treat) on the notes!



[Click Here to Print](#)

If you don't have access to a printer, go back to the virtual keyboard and practice building more triads.

Self-Assessment



Triad Word Search Game

Click for [here](#) game sheet. Remember, these are major triads only.

1. Build the notes of the triad

If you don't have access to a printer, you can still practice writing the triads on a separate piece of paper or playing them on the virtual keyboard.

Remember that major triads contain the root, a major third (count 4 half steps) and fifth.

2. Find the chords in the word search

When you are done, check your answers [Click Here](#)